

Single zone inverter mini split

MODEL: ELD24KCO15S

WILLIS

Job Name: _____

Location: _____

Engineer Name: _____

File Resubmit

Contractor: _____

System No: _____

Approval Other

Date: _____

General Features

- * Smart 1 Hertz Inverter Techn
- * Low Voltage Start-up
- * Comfortable Sleep Mode
- * Multiple Fan Speeds
- * Dehumidify
- * Memory Function
- * Fan Delay Function
- * Timer



Unit Performance:

<i>Cooling:</i>	
Capacity (Min-Rated-Max, Btu/h)	8,630-22,000-23,200
SEER	15
EER	9,52
<i>Heating:</i>	
Capacity (Min-Rated-Max, Btu/h)	N/A
HSPF	N/A
COP (W/W)	N/A

Unit Specification

Refrigerant Type	R410A
Refrigerant Charge (oz)	56,4
ODU Sound Pressure (dB(A))	59
IDU Sound Pressure (dB(A))	52/46/42/36
ODU Net Weight (lbs)	108
IDU Net Weight (lbs)	33,1
Dehumidifying (Pint/h)	5,28

Fan

ODU / IDU Type	Axial-flow/Cross-flow
Quantity (ODU + IDU)	1+1
Motor/Drive	Direct Drive
ODU Max Air Flow Rate (CFM)	2720
IDU Air Flow Rate (CFM)	588/471/412/353

Compressor

Cooling Operation Ambient temp. Range	64~109 °F
Heating Operation Ambient temp. Range	N/A
Compressor Type	Rotary
Fan Motor Output (W)	60
Crankcase Heater	No

Electrical Specification

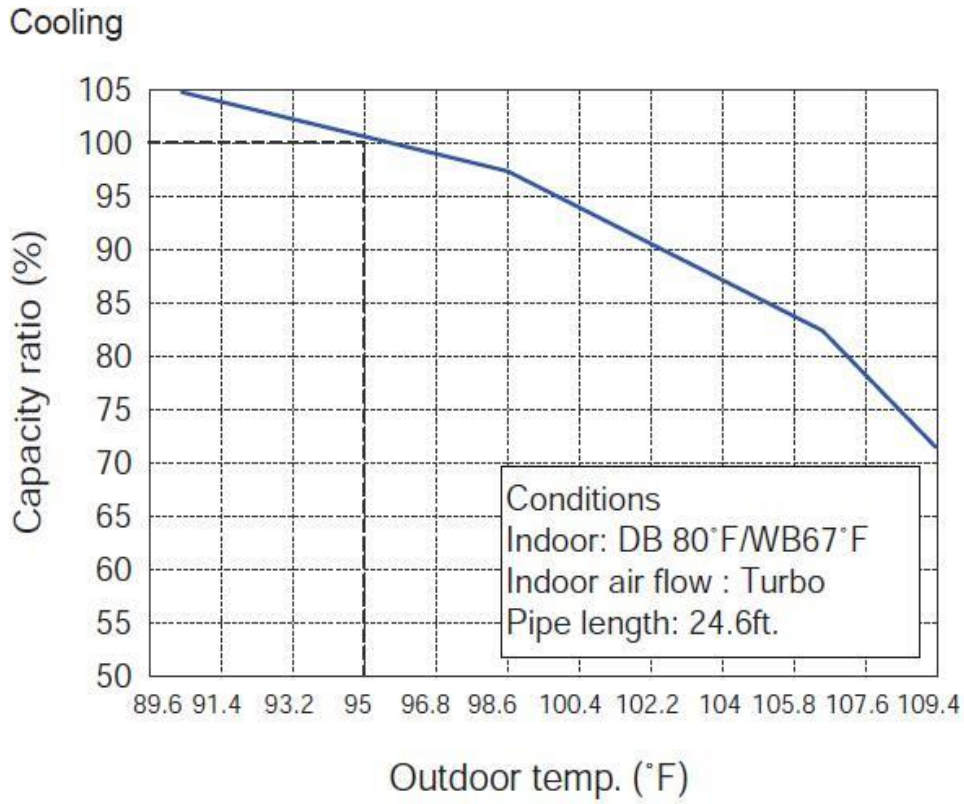
Power Supply	208-230V / 60Hz
Communications Wire Size	/
MOP (A)	25
MCA (A)	15
Cooling Rated Amps (A)	11,98
Heating Rated Amps (A)	N/A
Compressor RLA (A)	7,2
Indoor Fan Motor RLA (A)	0,24
Outdoor Fan Motor RLA (A)	0,365
Nominal Cooling Power Input (kW)	2,31
Nominal Heating Power Input (kW)	N/A

Piping

Liquid Line (in, OD)	1/4
Gas Line (in, OD)	5/8
Additional Refrigerant (oz./ft.)	0.2
Max Pipe Length (ft.)	82
Piping Length (no add'l refrigerant, ft.)	24.6
Max Elevation (ft.)	32.8



Capacity Variation Ratio According to Temperature

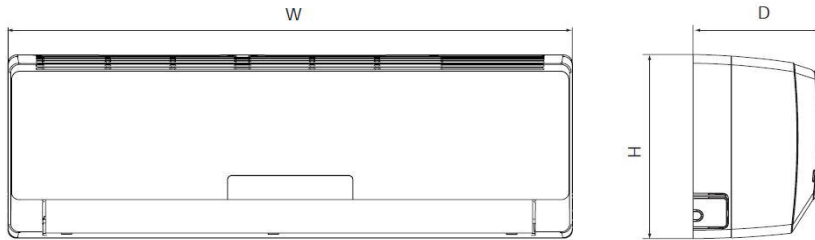


Single zone inverter mini split

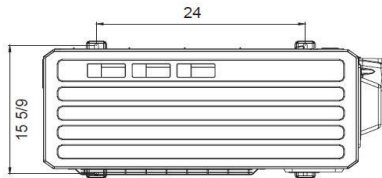
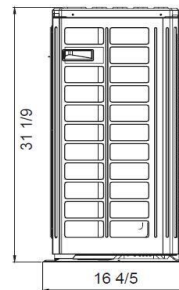
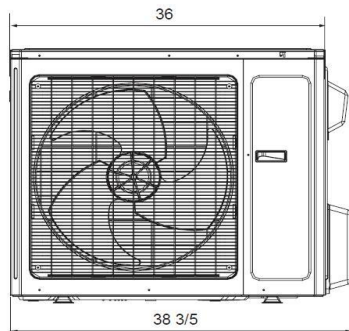
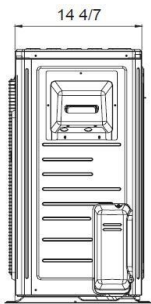
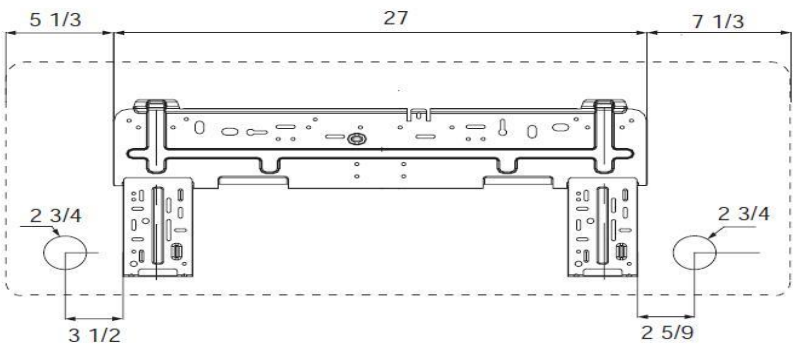
MODEL: ELD24KCO15S

WILLIS

Outline Dimension Diagram



Unit: Inch	
W:	39 2/3
H:	12 2/5
D:	8 5/8



Unit:inch

GLOSSARY

SEER - Seasonal Energy Efficiency Ratio

EER - Energy Efficiency Ratio

HSPF - Heating Seasonal Performance Factor

MOP - Maximum Overcurrent Protection

MCA - Minimum Circuit Ampacity



5965 Chemin de la Côte de Liesse
Saint laurent, QC, Canada, H4T 1C3

Contact: +1 514 735 7147

info@willishvac.com

www.willishvac.com