

Light Commercial

MODEL I/O: LCF30KCH16S - LCO30KCH16S



Job Name: _____

Location: _____

Engineer Name: _____

File Resubmit

Contractor: _____

System No: _____

Approval Other

Date: _____

General Features

- Compact Design
- Wide Discharge Range
- Microcomputer Control
- Easy Maintenance
- Flexible Installation
- Comfortable Airflow



Unit Performance:

<i>Cooling:</i>	
Capacity (Min-Rated-Max, Btu/h)	8,800-28,200-31,400
SEER	17
EER	11.75
<i>Heating:</i>	
Capacity (Min-Rated-Max, Btu/h)	8,200-31,200-33,600
HSPF	9
COP (W/W)	3.54

Unit Specification

Refrigerant Type	R410A
Refrigerant Charge (oz)	84.67
ODU Sound Pressure (dB(A))	58
IDU Sound Pressure (dB(A))	49/44/38
ODU Net Weight (lbs)	158.8
IDU Net Weight (lbs)	105.8
Dehumidifying (Pint/h)	2.6

Fan

ODU / IDU Type	Axial-flow/Centrifugal
Quantity (ODU + IDU)	1+3
Motor/Drive	Direct Drive
ODU Max Air Flow Rate (CFM)	2350
IDU Air Flow Rate (CFM)	880

Compressor

Cooling Operation Ambient temp. Range	0~115 °F
Heating Operation Ambient temp. Range	0~75 °F
Compressor Type	Inverter Rotary
Fan Motor Power Output (HP)	1/6 x 1
Crankcase Heater	Yes

Electrical Specification

Power Supply	208-230V / 60Hz
Communications Wire Size(ODU/IDU)	AWG 10/17
MOP (A)	40
MCA (A)	24
Cooling Rated Amps (A)	19.95
Heating Rated Amps (A)	20.97
Compressor RLA (A)	18
Indoor Fan Motor Full Load Amp (A)	1.3
Outdoor Fan Motor Full Load Amp (A)	1.5
Nominal Cooling Power Input (kW)	3.3
Nominal Heating Power Input (kW)	3.1

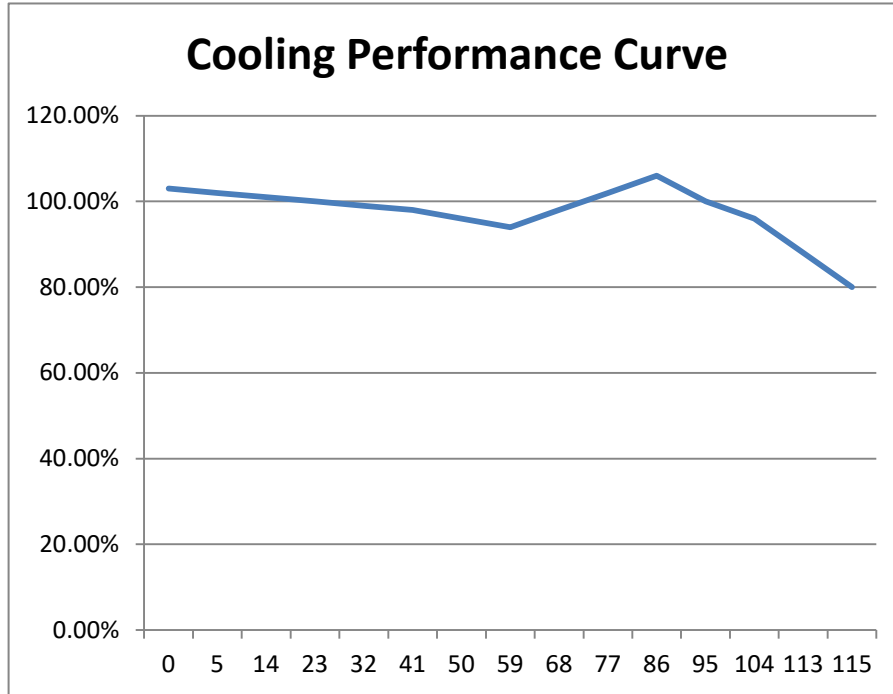
Piping

Liquid Line (in, OD)	3/8
Gas Line (in, OD)	5/8
Additional Refrigerant (oz./ft.)	0.6
Max Pipe Length (ft.)	98.4
Piping Length (no add'l refrigerant, ft.)	25
Max Elevation (ft.)	49.2

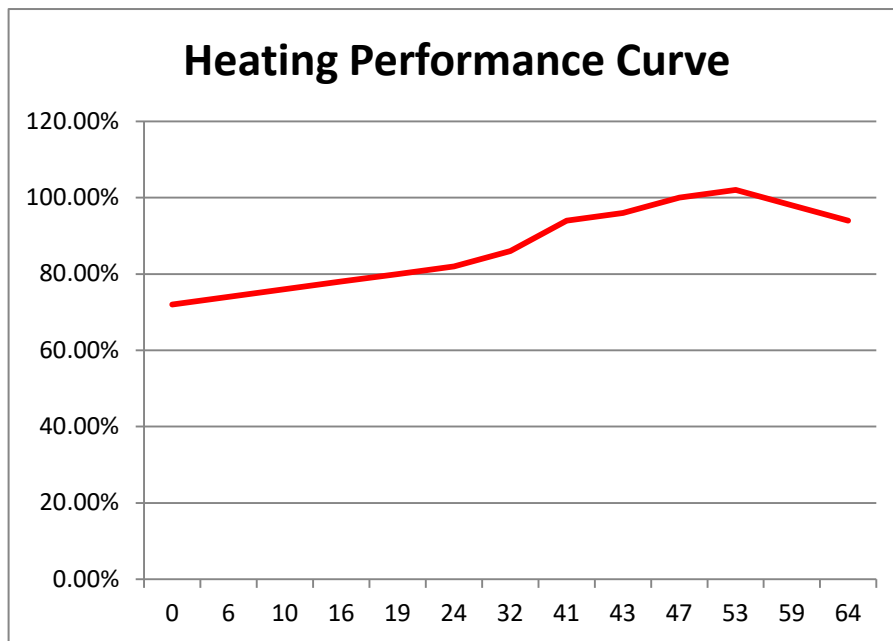
AHRI Certification Ref # 8950338



Cooling Performance F / %



Heating Performance F / %



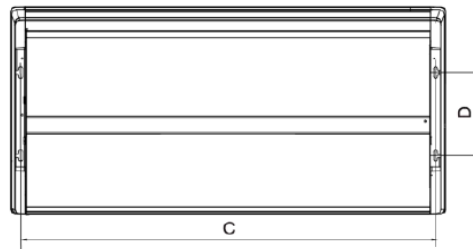
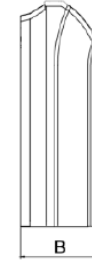
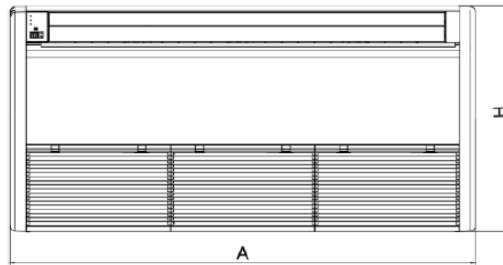
Light Commercial

MODEL I/O: LCF30KCH16S - LCO30KCH16S

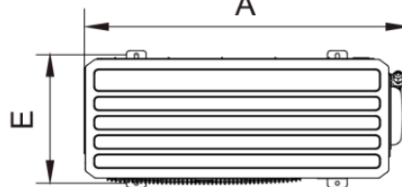
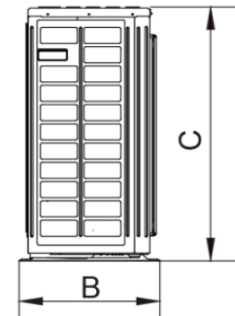
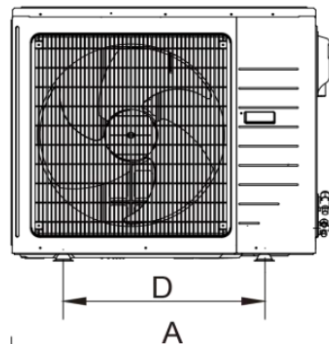


Outline Dimension Diagram

	mm	(inch)
A	1420	(55-7/8)
B	245	(9-5/8)
C	1354	(53-1/4)
D	280	(11)
H	700	(27-1/2)



A	980	(38-5/8)
B	427	(16-3/4)
C	790	(31-1/8)
D	610	(24)
E	395	(15-1/2)



GLOSSARY

SEER - Seasonal Energy Efficiency Ratio

EER - Energy Efficiency Ratio

HSPF - Heating Seasonal Performance Factor

MOP - Maximum Overcurrent Protection

MCA - Minimum Circuit Ampacity



5965 Chemin de la Côte de Liesse
Saint laurent, QC, Canada, H4T 1C3

Contact: +1 438 792 1956

info@willisac.com

www.willisac.com